

Drawing / line

We can use **different tools to draw.**



pencil



chalk



crayons



coloured pencils



felt tip pens

Use **different drawing tools** to create **different lines.**



dark



light

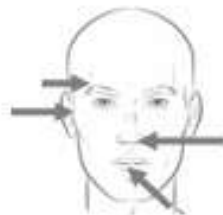


thick

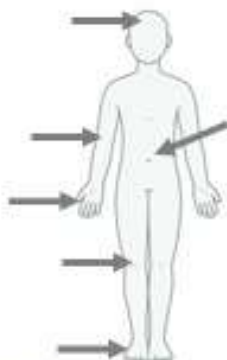


thin

Observe closely to draw all of the details.



Draw all face and (or) body parts when you are drawing people .



Colour


The **primary colours** are red, blue and yellow.



red



blue

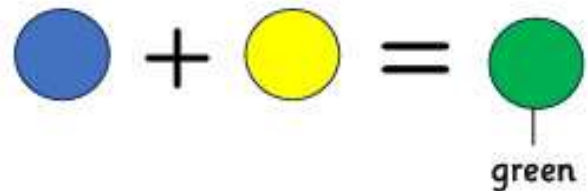


yellow


Mix the **primary colours** to make other colours.



purple



green

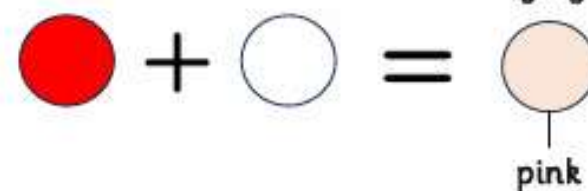


orange

Add **black** to make colours **darker**.
Add **white** to make colours **lighter**.




grey



pink

Pattern, Texture, Shape

Make different **patterns** using different **colours** and **shapes**.



AB Pattern



ABC Pattern



stripy



spotty



checks



zigzag

Add different **textures** to show what things **look** and **feel** like.



smooth and shiny



rough and bumpy

Paint

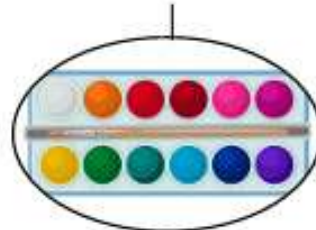


Mix different colours to **match** what we are trying to paint..



We can use **different types of paint**

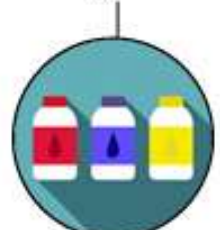
watercolour



thinner

not as bright

ready mixed



powder




Paint with **different tools** to get different **techniques** or make different marks.




different sized brushes



roller



sponge



best control

tripod grip just like your pencil!

Sculpting

We can use **playdough**, **plasticine**, **clay** and **papier mâché** to make lots of different things.



playdough



plasticine



clay



papier mâché

We can **twist**, **roll**, **stretch** and **flatten**.



twist



roll



stretch



flatten